


## Removing the Footrest



**1. STEP**  
Grip the footrest as shown in the picture



**2. STEP**  
Simultaneously push the button and pull the footrest upwards




**3. STEP**  
Remove the footrest from the frame


## Installing the Footrest



**1. STEP**  
Place the footrest connecting-pins in the holes on the frame



**2. STEP**  
Push the Footrest in the frame by hands



**ATTENTION!!!**  
The green signs must be on the same side!